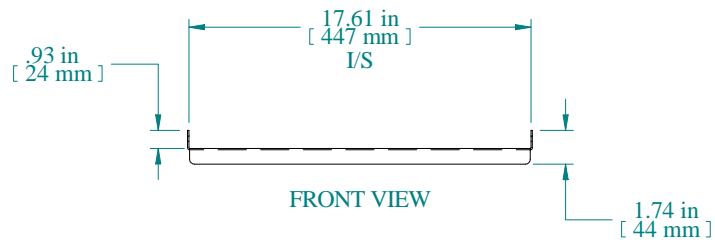
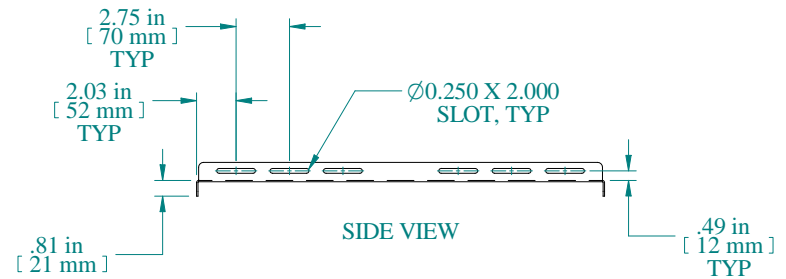


TOP VIEW



FRONT VIEW




SIDE VIEW

| PART NUMBERS | |
|--------------|-----------------------------|
| RFUS1921BK1 | PAINTED BLACK TEXTURED |
| RFUS1921CG1 | PAINTED GREY/BEIGE TEXTURED |

| NOTES |
|---|
| Maximum weight 350 lb Includes all mounting hardware |

Data subject to change without notice. Isometric drawing not to scale.



**HAMMOND
MANUFACTURING™**

www.hammondmfg.com

PART NO. RFUS1921